


Keysight Technologies

I²S Triggering and Hardware-based Decode (Option SND) for Keysight InfiniiVision Oscilloscopes

Find and debug intermittent errors and signal integrity problems faster

Data Sheet



Features:

- I²S serial bus triggering
- I²S hardware-based protocol decoding
- User-selectable signal alignment selections
- Multiple triggering selections

I²S (Inter-IC Sound, or Integrated Interchip Sound), is an electrical serial bus interface standard used for connecting digital audio devices together, such as compact disc, digital audio tape, digital sound processors, and digital TV sound. Traditional methods of debugging serial busses such as I²S includes manual bit counting. But this visual technique of counting “1’s” and “0’s” can be tedious and prone to errors, especially since I²S is typically formatted in a 2’s complement format.

Keysight Technologies, Inc. serial bus options for the InfiniiVision oscilloscopes not only offers powerful triggering, but also provides unique hardware-accelerated decoding to help you debug audio designs with the I²S bus faster. With the industry’s fastest serial decode update rates, you can more easily find and debug random and intermittent errors and signal integrity problems that you could easily miss using other serial bus decode tools.

Other oscilloscope solutions with serial bus triggering and protocol decode typically use software post-processing techniques to decode serial packets/frames. Using these software techniques, waveform- and decode-update rates tend to be slow (sometimes seconds per update), especially when you use deep memory, which is often required to capture multiple packetized serial signals.

Figure 1 shows an example of decoding a stream of 2 channels of transmitted 8-bit audio data based on standard WS/SCLK timing alignment. The trigger condition for this example was set to synchronize on an “increasing” data value generated by the left channel of digital transmission captured on channel-1 of the oscilloscope (yellow trace).

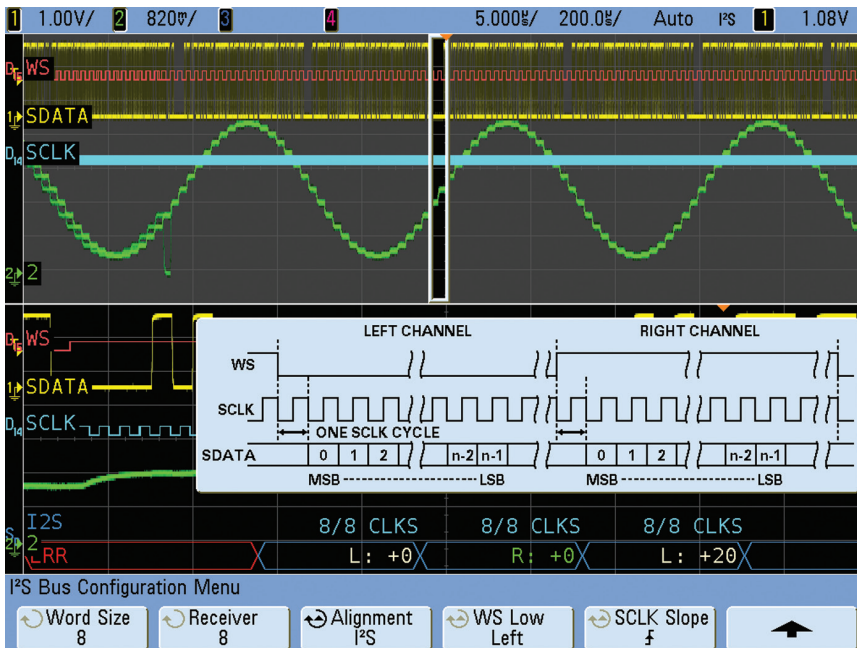


Figure 1: An InfiniiVision series oscilloscope capturing and decoding 2 channels of I²S audio data.

In addition to viewing the I²S decoded strings time-correlated to the captured waveforms, you can also select to view multiple packets in a tabular format using the scope's protocol lister display mode. And with Keysight's 7000B Series oscilloscopes, you can also easily search and navigate within the lister to find and mark particular events of interest with direct time-correlation to the waveform display. In the example shown in Figure 2, an "error" search condition was setup. In this case, the scope found three words that contain errors over a 25 ms time span.



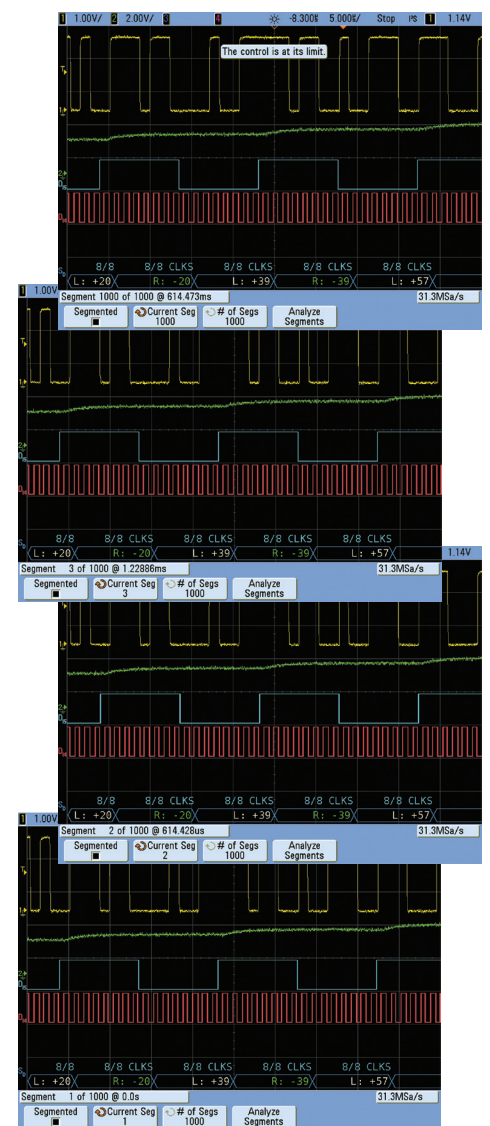
Figure 2. Viewing I²S decoded words in the protocol lister display along with automatic search and navigation.

Segmented Memory acquisition captures and stores serial bus data packets

The Segmented Memory acquisition option (Option LMT) for Keysight's InfiniiVision Series oscilloscopes can optimize your scope's acquisition memory, allowing you to capture more I²S packets of data while using less memory. Segmented memory acquisition optimizes the number of serial packets that can be captured consecutively by selectively ignoring (not digitizing) unimportant idle time or unimportant packets of data. And with a minimum 250 picoseconds time-tagging resolution, you will know the precise time between each captured word.

Figure 3 shows an example of capturing consecutive occurrences of a "left" channel word with a decimal value of +39 using a specific I²S trigger setup to capture this condition. The scope easily captures 2000 consecutive occurrences of this word for a total acquisition time of over 600 ms. After acquiring these 2000 I²S words, we can then scroll through all words individually to look for any anomalies or errors.

Figure 3. Segmented Memory acquisition captures up to 2000 consecutive packets of data with precise time-tagging.



Keysight InfiniiVision Portfolio

Keysight's InfiniiVision lineup includes 5000, 6000 and 7000 Series oscilloscopes. These share a number of advanced hardware and software technology blocks. Use the following selection guide to determine which best matches your specific needs.



Bandwidth	7000 Series	6000A Series	6000L Series	5000 Series
100 MHz Bandwidth	●	●	●	●
300/350 MHz Bandwidth	●	●	●	●
500 MHz Bandwidth	●	●	●	●
1 GHz Bandwidth	●	●	●	
MSO Models	●	●	●	
GPIB Connectivity		●	●	●
Rackmount height	7U	5U	1U	5U
Battery option		●		
Display size	12.1"	6.3"		6.3"
Footprint (WxHxD)	17.9"x 10.9"x 6.8"	15.7"x 7.4"x 11.1"	17.1"x 1.7"x 10.6"	15.2"x 7.4"x 6.9"



Keysight's InfiniiVision oscilloscope portfolio offers:

- A variety of form factors to fit your environment
- Responsive controls and best signal visibility
- Insightful application software
- Responsive deep memory with MegaZoom III

Performance characteristics

Performance characteristics	
SCLK, WS, and SDATA source	Analog channels 1, 2, 3, or 4 Digital channels D0 – D15 (on MSO models)
Bus Configuration:	
Transmitted Word Size	4 to 32 (user selectable)
Decoded/Receiver Word Size	4 to 32 (user selectable)
Alignment	Standard, Left-justified, or Right-justified
Word Select - Low	Left-channel or Right-channel
SCLK Slope	Rising edge or Falling edge
Decoded Base	Hex (2's complement) or Signed Decimal
Triggering:	
Audio Channel	Audio Left, Audio Right, or Either
Trigger Modes	= (Equal to entered data value) ≠ (Not equal to entered data value) < (Less than entered data value) > (Greater than entered data value) >< (Within range of entered data values) <> (Out of range of entered data values) Increasing value that crosses armed (<=) and trigger (>=) entered data values Decreasing value that crosses armed (>=) and trigger (<=) entered data values
Color-coded decode:	
Left Channel	R: "decoded value" in green
Right Channel	L: "decoded value" in white
Error	ERR in red (mismatch between transmitted and received word size, or invalid input signaling)
Word Size Indicator	"# of TX / # of RX" CLKS in blue displayed above each decoded word

Ordering Information

The I²S trigger and decode option is compatible with all 4-channel and 4+16 channel Keysight InfiniiVision Series oscilloscopes (5000, 6000, and 7000 series scopes). This option is available as a factory-installed option if ordered as Option-SND along with a specific oscilloscope model, or existing InfiniiVision Series oscilloscope users can order this option as an after-purchase product upgrade (N5468A).

Model number user installed	Option number factory installed	Description
N5468A	SND	I ² S triggering and decode (4 and 4+16 channel models only)
N5457A	232	RS232/UART triggering and decode (4 and 4+16 channel models only)
N5423A	LSS	I ² C/SPI serial decode option (4 and 4+16 channel models only)
N5424A	AMS	CAN/LIN automotive triggering and decode (4 and 4+16 channel models only)
N5454A	SGM	Segmented Memory

Note that additional options and accessories are available for Keysight InfiniiVision Series oscilloscopes. Refer to the appropriate 5000, 6000, or 7000 Series data sheet for ordering information about these additional options and accessories, as well as ordering information for specific oscilloscope models.


Related Keysight literature

Publication title	Publication type	Publication number
<i>Keysight 7000 Series InfiniiVision Oscilloscopes</i>	Data sheet	5990-4769EN
<i>Keysight 6000 Series InfiniiVision Oscilloscopes</i>	Data sheet	5989-2000EN
<i>Keysight 5000 Series InfiniiVision Oscilloscopes</i>	Data sheet	5989-6110EN
<i>Keysight InfiniiVision Series Oscilloscope Probes and Accessories</i>	Data sheet	5968-8153EN
<i>Segmented Memory Acquisition (5454A) for Keysight InfiniiVision Series Oscilloscopes</i>	Data sheet	5989-7833EN
<i>RS-232/UART Triggering and hardware-based decode (N5457A) for Keysight InfiniiVision Series Oscilloscopes</i>	Data sheet	5989-7832EN
<i>I2C and SPI triggering and hardware-based decode (N5423A) for Keysight InfiniiVision Series Oscilloscopes</i>	Data sheet	5989-5126EN
<i>CAN/LIN (N5424A) decode and triggering option for Keysight InfiniiVision Series Oscilloscopes</i>	Data sheet	5989-6220EN
<i>Evaluating Oscilloscopes for Best Waveform Update Rates</i>	Application note	5989-7885EN
<i>Evaluating Oscilloscopes to Debug Mixed-Signal Designs</i>	Application note	5989-3702EN
<i>Using a Keysight InfiniiVision MSO to Debug an Automotive CAN Bus</i>	Application note	5989-5049EN
<i>Evaluating Oscilloscope Bandwidths for your Applications</i>	Application note	5989-5733EN
<i>Evaluating Oscilloscope Sample Rates vs. Sampling Fidelity</i>	Application note	5989-5732EN
<i>Evaluating Oscilloscope Vertical Noise Characteristics</i>	Application note	5989-3020EN
<i>Evaluating Oscilloscope Segmented Memory for Serial Bus Applications</i>	Application note	5990-5817EN

To download these documents, insert the publication number in the URL:
<http://cp.literature.keysight.com/litweb/pdf/xxxx-xxxxEN.pdf>

Product Web site

For the most up-to-date and complete application and product information, please visit our product Web site at: www.keysight.com/find/7000



Keysight Technologies Oscilloscopes

Multiple form factors from 20 MHz to >90 GHz | Industry leading specs | Powerful applications

myKeysight

myKeysight

www.keysight.com/find/mykeysight

A personalized view into the information most relevant to you.



www.lxistandard.org

LAN eXtensions for Instruments puts the power of Ethernet and the Web inside your test systems. Keysight is a founding member of the LXI consortium.



Keysight Assurance Plans

www.keysight.com/find/AssurancePlans

Up to five years of protection and no budgetary surprises to ensure your instruments are operating to specification so you can rely on accurate measurements.



www.keysight.com/quality

Keysight Technologies, Inc.
DEKRA Certified ISO 9001:2008
Quality Management System

Keysight Channel Partners

www.keysight.com/find/channelpartners

Get the best of both worlds: Keysight's measurement expertise and product breadth, combined with channel partner convenience.

For more information on Keysight Technologies' products, applications or services, please contact your local Keysight office. The complete list is available at: www.keysight.com/find/contactus

Americas

Canada	(877) 894 4414
Brazil	55 11 3351 7010
Mexico	001 800 254 2440
United States	(800) 829 4444

Asia Pacific

Australia	1 800 629 485
China	800 810 0189
Hong Kong	800 938 693
India	1 800 112 929
Japan	0120 (421) 345
Korea	080 769 0800
Malaysia	1 800 888 848
Singapore	1 800 375 8100
Taiwan	0800 047 866
Other AP Countries	(65) 6375 8100

Europe & Middle East

Austria	0800 001122
Belgium	0800 58580
Finland	0800 523252
France	0805 980333
Germany	0800 6270999
Ireland	1800 832700
Israel	1 809 343051
Italy	800 599100
Luxembourg	+32 800 58580
Netherlands	0800 0233200
Russia	8800 5009286
Spain	0800 000154
Sweden	0200 882255
Switzerland	0800 805353
	Opt. 1 (DE)
	Opt. 2 (FR)
	Opt. 3 (IT)
United Kingdom	0800 0260637

For other unlisted countries:
www.keysight.com/find/contactus
(BP-07-10-14)