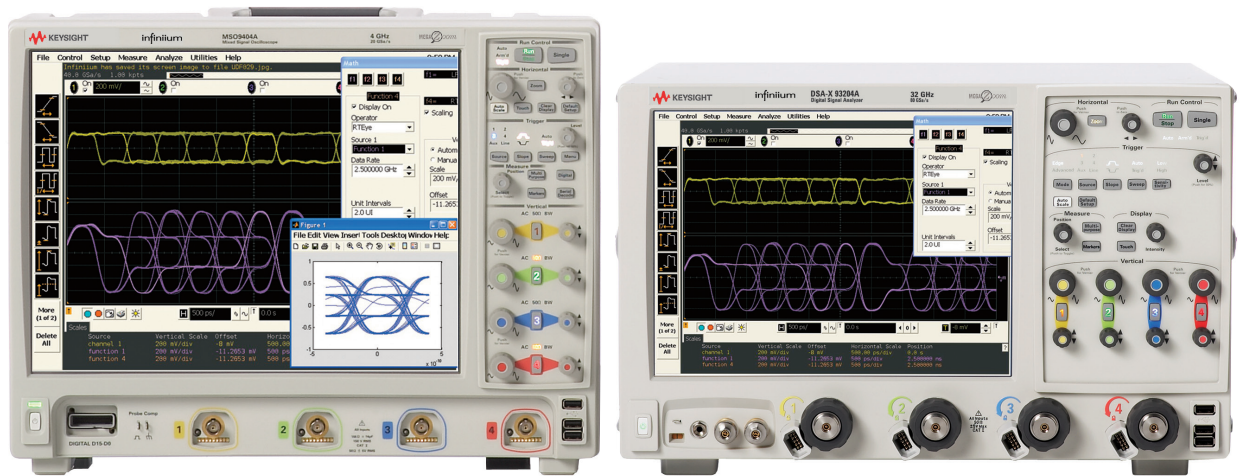


Keysight Technologies

N5430A Infiniium User-Defined Function Application for Infiniium Oscilloscopes



Data Sheet

- Enhance your Infiniium oscilloscope with the analysis power of MATLAB software
- Develop custom analysis functions directly on Infiniium oscilloscopes
- Live waveform update from a seamless gateway to the MATLAB functionality
- Combinable with other Keysight Technologies, Inc. analysis software solutions



Create and execute custom math and analysis functions

Have you ever wished your oscilloscope had better math and analysis features? Have you ever wanted to create your own math functions or filters for your specific needs? With today's increasingly complex signals, the standard analysis routines provided with an oscilloscope are sometimes not enough.

Now, Keysight has the perfect solution to meet your specific needs – on demand. The Keysight Technologies' N5430A Infiniium user-defined function software allows you to create and execute your own custom math and analysis functions using the power of the MATLAB software environment from The MathWorks.

MATLAB is a software environment and high-level language used to acquire, analyze, and visualize data. With a seamless integration to the MATLAB environment, Keysight Infiniium oscilloscopes allow you to display your math and analysis functions created in MATLAB live on the oscilloscope screen, just like any of the scope's standard functions. Or, you can interactively analyze and visualize your results in the MATLAB environment, with capabilities such as graphically plotting results or automatically generating reports.

Purchase MATLAB directly from Keysight, by purchasing it as options 60 or 61 with your new Infiniium Series oscilloscope. Keysight is the only test and measurement vendor that is able to sell the MathWorks MATLAB software.

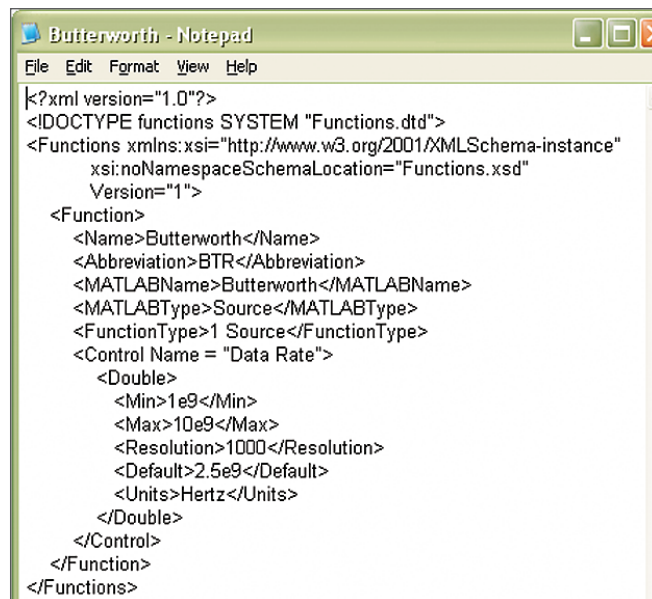
Infiniium User-Defined Function Software

It's easy and simple. User-defined function = XML + MATLAB script

The Keysight Infiniium user-defined function consists of two components: an XML file and a MATLAB script file.

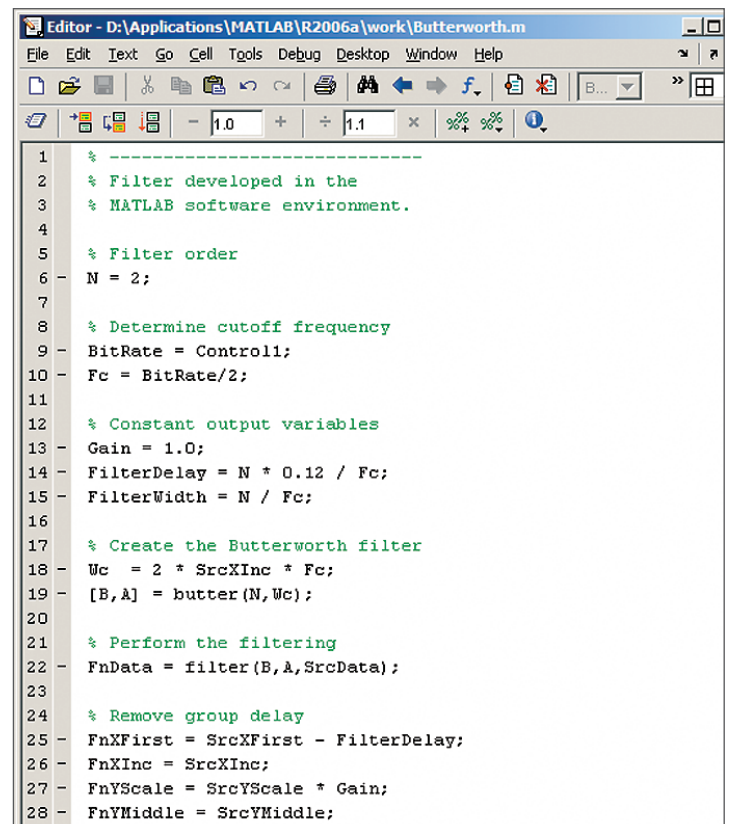
The XML file defines the components of the graphical user interface that appears on the "Math" dialog box shown in the right side in Figure 3. An example XML file used to create a user interface for a Butterworth low-pass filter is shown in Figure-1. You will define the name of the function, abbreviation, source types, and controls in the XML file. The Infiniium user-defined function can support up to two sources (one source, two sources, or clock/data combination) and two controls. It also comes with a standard XML schema if you wish to validate your XML file. (Look on public Web sites for a free XML syntax checker that you can use in conjunction with the XML schema.)

The MATLAB script (the .m script file) will be the main program of the function, which is developed in the MATLAB environment using MATLAB's software tools and programming language. Figure 2 shows an example of a Butterworth low-pass filter shown in the MATLAB editor. The functions "butter" and "filter" available in MATLAB and its Signal Processing Toolbox are the essential components for making this user-definable filter.



```
<?xml version="1.0"?>
<DOCTYPE functions SYSTEM "Functions.dtd">
<Functions xmlns:xsi="http://www.w3.org/2001/XMLSchema-instance"
  xsi:noNamespaceSchemaLocation="Functions.xsd"
  Version="1">
  <Function>
    <Name>Butterworth</Name>
    <Abbreviation>BTR</Abbreviation>
    <MATLABName>Butterworth</MATLABName>
    <MATLABType>Source</MATLABType>
    <FunctionType>1 Source</FunctionType>
    <Control Name = "Data Rate">
      <Double>
        <Min>1e9</Min>
        <Max>10e9</Max>
        <Resolution>1000</Resolution>
        <Default>2.5e9</Default>
        <Units>Hertz</Units>
      </Double>
    </Control>
  </Function>
</Functions>
```

Figure 1. XML file example



```
1  % -----
2  % Filter developed in the
3  % MATLAB software environment.
4
5  % Filter order
6  N = 2;
7
8  % Determine cutoff frequency
9  BitRate = Control1;
10 Fc = BitRate/2;
11
12 % Constant output variables
13 Gain = 1.0;
14 FilterDelay = N * 0.12 / Fc;
15 FilterWidth = N / Fc;
16
17 % Create the Butterworth filter
18 Wc = 2 * SrcXInc * Fc;
19 [B,A] = butter(N,Wc);
20
21 % Perform the filtering
22 FnData = filter(B,A,SrcData);
23
24 % Remove group delay
25 FnXFirst = SrcXFirst - FilterDelay;
26 FnXInc = SrcXInc;
27 FnYScale = SrcYScale * Gain;
28 FnYMiddle = SrcYMiddle;
```

Figure 2. MATLAB script example (shown in the MATLAB editor)

Infiniium User-Defined Function Software

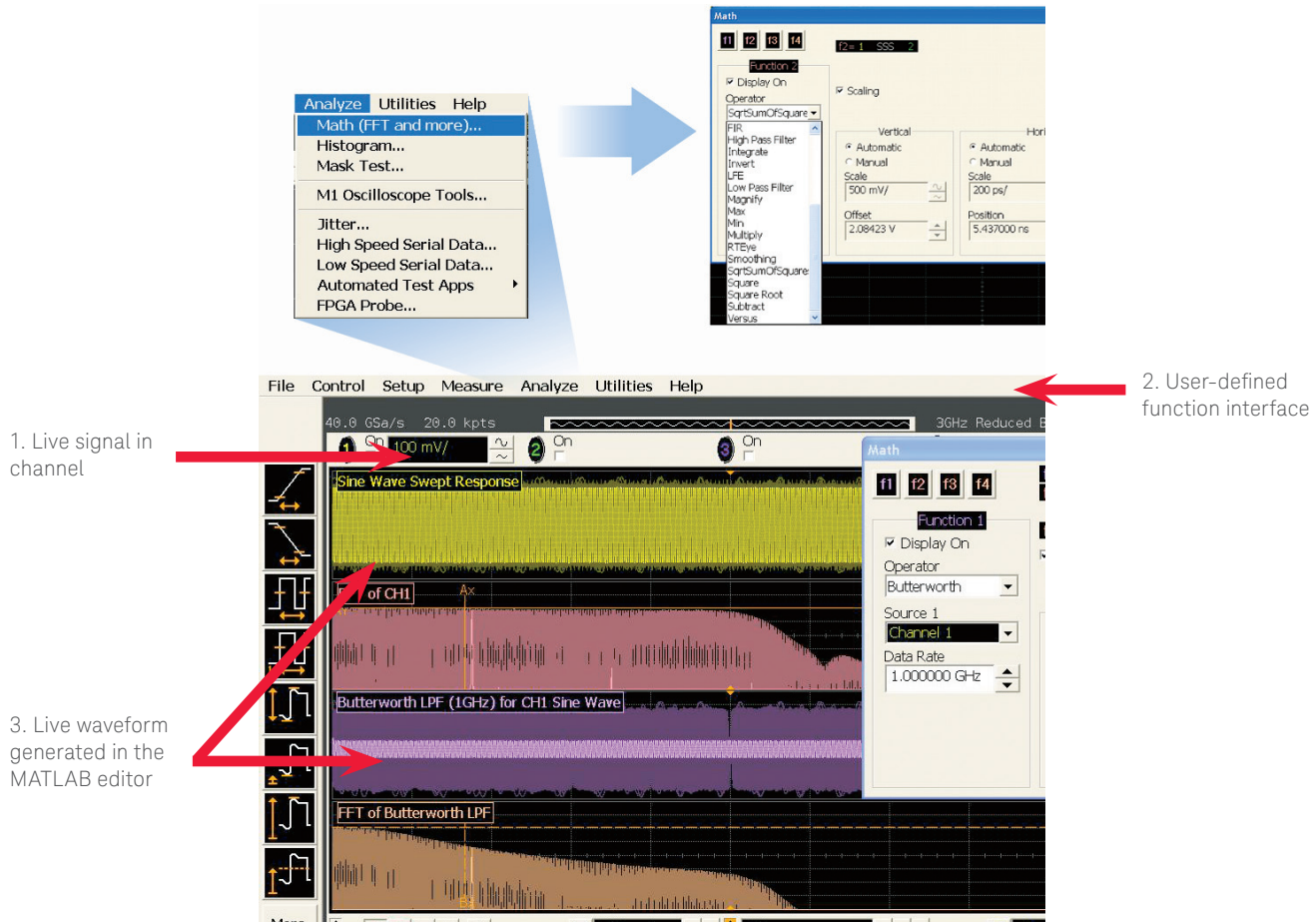


Figure 3. User-defined function overview. Comparison of waveform before and after going through the Butterworth low-pass filter created in the MATLAB editor

The results of using the Butterworth low-pass filter are shown in Figure 3. A live swept sine wave signal is input into channel 1 (the first waveform – yellow), where the signal is shown with infinite persistence. An FFT analysis of channel 1 with infinite persistence is shown in the second waveform (pink).

The third waveform (purple) is the time domain waveform result after going through the Butterworth low-pass filter created in the MATLAB editor. Finally, an FFT analysis of the filtered data is shown in the bottom waveform (pale pink). You can observe that the Butterworth low-pass filter is successfully cutting off the high-frequency components.

Infiniium User-Defined Function Software

Use in combination with other Keysight application packages

Although the Keysight Infiniium user-defined function gives you the capability you need to develop custom measurement functions, you can extend your capabilities by combining it with other Keysight application solution software, such as the Keysight N5400A EZJIT Plus jitter analysis software and E2688A high-speed serial data analysis software.

For example, you can equalize the attenuated signal transmitted through an FR4 PCB using a “linear feed-forward equalizer” created by an Infiniium user-defined function (see Figure-4), then apply the N5400A EZJIT Plus to evaluate the total jitter by decomposing jitter components into random and deterministic jitter (see Figure 6). Or, perhaps you can obtain the clock location using the E2688A high-speed serial data analysis software, and create an eye pattern for visual analysis using the MATLAB plotting feature (Figure-5).

Finally, you can compare the measurement results before and after applying the equalization in order to analyze the effect of equalization. This analysis was only possible previously using an external PC. Now you can use the Infiniium user-defined function with MATLAB functionality to make custom measurements directly on Infiniium oscilloscopes.

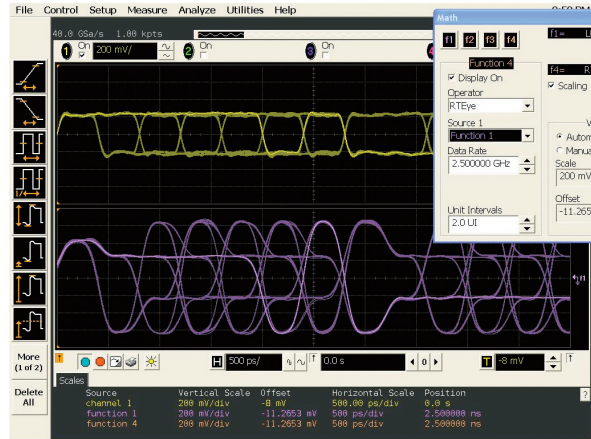


Figure 4. The signal on channel 1 went through linear feed-forward equalization and is displayed in function 1.

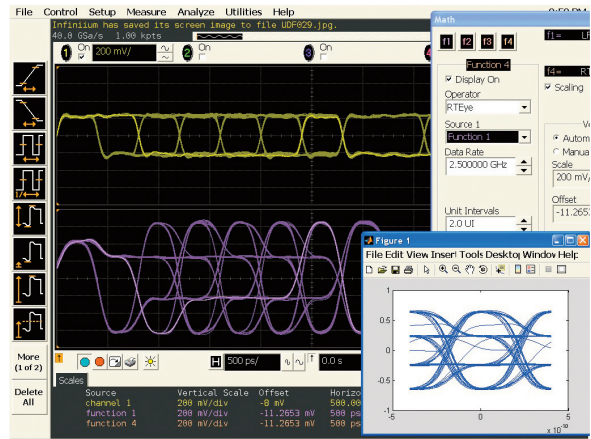


Figure 5. The eye pattern of an equalized signal created using E2688A high-speed serial data analysis software and the MATLAB plotting feature.

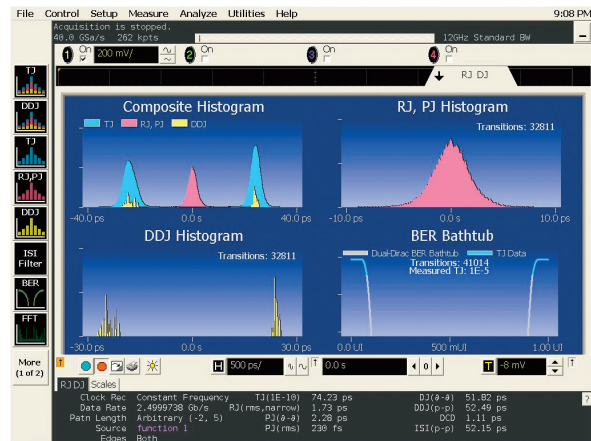


Figure 6. Total jitter analysis by Rj/Dj decomposition through N5400A EZJIT Plus jitter analysis software

Key Specifications/System Requirements/Compatibilities

Specifications

One source, two sources, or clock and data combination are supported

Up to two controls (user input passed on to MATLAB) are supported

Controls can be "double," "enumeration," "integer," or "string"

Up to four simultaneous MATLAB functions are supported

Up to 20 user-defined functions are supported

Recommended MATLAB Toolbox installations

Instrument Control Toolbox Signal Processing Toolbox

Oscilloscopes

Required software revision

Infiniium DSO/DSA 90000 Series

Rev 2.1 or later

Infiniium DSO/DSA 90000 X-Series

Rev 3.0 or later

Infiniium DSO/MSO 9000 H-Series

Rev 4.20 or later

Infiniium DSO/MSO 9000A Series

Rev 2.0 or later

Infiniium DS080000B Series

Rev 05.10 or later

Infiniium DS080000A Series

Rev 05.10 or later

Infiniium 54850A Series

Rev 05.10 or later

Infiniium 8000 Series DSOs/MSOs

Rev 05.10 or later

Infiniium 54830B/D Series

Rev 05.10 or later

For software upgrade, visit <http://software.cos.keysight.com/Infiniium/>

MATLAB software environment

Required software revision¹

(Sold separately by The MathWorks)

R14 Service Pack 1 or later


1. It has been tested with R14 SP1, SP2, SP3, R2006a, R2006b, R2007a, and R2007b.

Ordering Information

Model	Description
N5430A	Infiniium user-defined function application
MATLAB	Contact The MathWorks at www.mathworks.com or see the MATLAB software data sheet, publication number 5990-3353EN
Instrument Control Toolbox	Contact The MathWorks at www.mathworks.com
Signal Processing Toolbox	Contact The MathWorks at www.mathworks.com

Related Literature

Publication title	Publication type	Publication number
<i>Infiniium DSO90000 Series Oscilloscopes and InfiniiMax Series Probes</i>	Data sheet	5989-7819EN
<i>Infiniium 90000 X-Series Oscilloscopes</i>	Data sheet	5990-5271EN
<i>Infiniium 8000 Series Oscilloscopes</i>	Data sheet	5989-4271EN
<i>E2699A My Infiniium Integration Package for Infiniium Oscilloscopes</i>	Data sheet	5988-9934EN
<i>Infiniium 9000 Series Oscilloscopes</i>	Data sheet	5990-3746EN
<i>Infiniium 9000 H-Series Oscilloscopes</i>	Data sheet	5991-1520EN



Keysight Oscilloscopes

Multiple form factors from 20 MHz to > 90 GHz | Industry leading specs | Powerful applications

myKeysight

myKeysight

www.keysight.com/find/mykeysight

A personalized view into the information most relevant to you.



www.axiestandard.org

AdvancedTCA® Extensions for Instrumentation and Test (AXIe) is an open standard that extends the AdvancedTCA for general purpose and semiconductor test. Keysight is a founding member of the AXIe consortium. ATCA®, AdvancedTCA®, and the ATCA logo are registered US trademarks of the PCI Industrial Computer Manufacturers Group.



www.lxistandard.org

LAN eXtensions for Instruments puts the power of Ethernet and the Web inside your test systems. Keysight is a founding member of the LXI consortium.

Three-Year Warranty

www.keysight.com/find/ThreeYearWarranty

Keysight's commitment to superior product quality and lower total cost of ownership. The only test and measurement company with three-year warranty standard on all instruments, worldwide.



Keysight Assurance Plans

www.keysight.com/find/AssurancePlans

Up to five years of protection and no budgetary surprises to ensure your instruments are operating to specification so you can rely on accurate measurements.



www.keysight.com/go/quality

Keysight Technologies, Inc.
DEKRA Certified ISO 9001:2008
Quality Management System



Keysight Channel Partners

www.keysight.com/find/channelpartners

Get the best of both worlds: Keysight's measurement expertise and product breadth, combined with channel partner convenience.

For more information on Keysight Technologies' products, applications or services, please contact your local Keysight office. The complete list is available at: www.keysight.com/find/contactus

Americas

Canada	(877) 894 4414
Brazil	55 11 3351 7010
Mexico	001 800 254 2440
United States	(800) 829 4444

Asia Pacific

Australia	1 800 629 485
China	800 810 0189
Hong Kong	800 938 693
India	1 800 112 929
Japan	0120 (421) 345
Korea	080 769 0800
Malaysia	1 800 888 848
Singapore	1 800 375 8100
Taiwan	0800 047 866
Other AP Countries	(65) 6375 8100

Europe & Middle East

Austria	0800 001122
Belgium	0800 58580
Finland	0800 523252
France	0805 980333
Germany	0800 6270999
Ireland	1800 832700
Israel	1 809 343051
Italy	800 599100
Luxembourg	+32 800 58580
Netherlands	0800 0233200
Russia	8800 5009286
Spain	800 000154
Sweden	0200 882255
Switzerland	0800 805353
	Opt. 1 (DE)
	Opt. 2 (FR)
	Opt. 3 (IT)
United Kingdom	0800 0260637

For other unlisted countries:
www.keysight.com/find/contactus

(BP-09-04-14)