

# CE Information for the COM-422/DUAL-422

---

**Note:** Products that contain the CE mark are certified to meet European EMC directive 89/336 EEC. If this directive is not of importance to your application, please disregard the information in this document.

---

Keithley MetraByte certifies that this product has been tested and found to be in compliance with the EMC directive and relevant harmonized standards.

This document describes the limitation of certification, the declaration of conformity, and the cabling instructions required for the CE configuration.

## Limitation of Certification

---

This certification applies only to the operation of the product (with specified cables and accessories) in the stated configuration and under the stated operational and environmental specifications. Any modification, misuse, or improper or inadequate maintenance of the product by the user voids this certification.

Any deviation from the specific configuration may cause emissions or susceptibility not within the allowed limits required by the stated directive. It is the user's responsibility to demonstrate and maintain compliance with the directive and standards.

Please read the next section, "Declaration of Conformity," for the specific testing configuration for this product. Consult the Keithley Instruments GMBH office (European importer) or Technical Support in Taunton, MA, USA, for further information regarding the exact configuration details and testing.


# Declaration of Conformity

---

**Application of Council Directive(s)** 89/336/EEC  
**Standard(s) to which Conformity is Declared** EN50081-1, EN50082-1  
**Manufacturer's Name** Keithley MetraByte  
**Importer's Name** Keithley Instruments GMBH  
**Importer's Address** Landsberger Str.65 D-82110 Germering, Munich  
**Type of Equipment** Data Acquisition Plug-in Boards  
**Model Numbers** COM-422 or DUAL-422 with S232-6 or S422-6  
**Year of Manufacture** 1995

**I, the undersigned, hereby declare that the equipment specified above conforms to the above Directive(s) and Standard(s).**

**Place:** Taunton, MA USA



(Signature)

**Date:** 01 March 1996

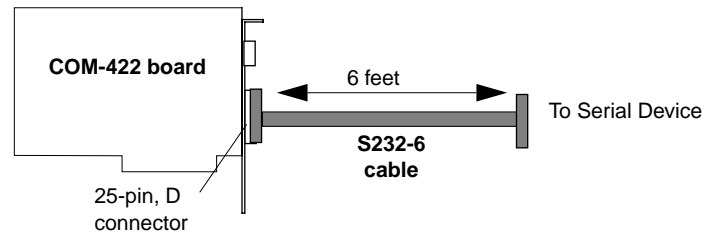
Mark Urban  
(Name)

Quality Assurance Manager  
(Position)

## Cabling Instructions for the CE Configuration

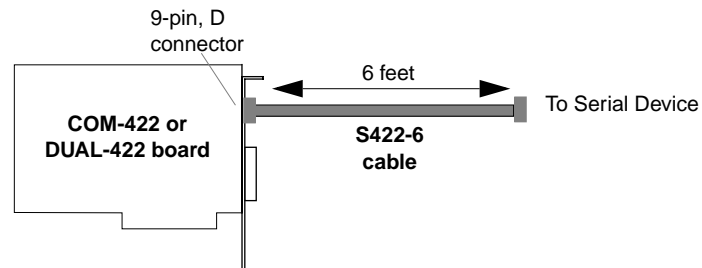
---

For RS-232 communication, connect the S232-6 cable to the 25-pin, D connector on the COM-422 board, as shown in Figure 1.



**Figure 1. Connecting to the RS-232 Port of a COM-422 Board**

For RS-422 communication, connect the S422-6 cable to the 9-pin, D connector on the COM-422 or DUAL-422 board, as shown in Figure 2. Note that both connectors on the DUAL-422 board are 9-pin, D connectors and are provided for RS-422 communication. Refer to the board's user's guide for more information.



**Figure 2. Connecting to the RS-422 Port of a COM-422 or DUAL-422 Board**