


## Bulk Metal® Foil Technology 20 Pin Dual-In-Line Hermetic Resistor Network



Product may not be to scale

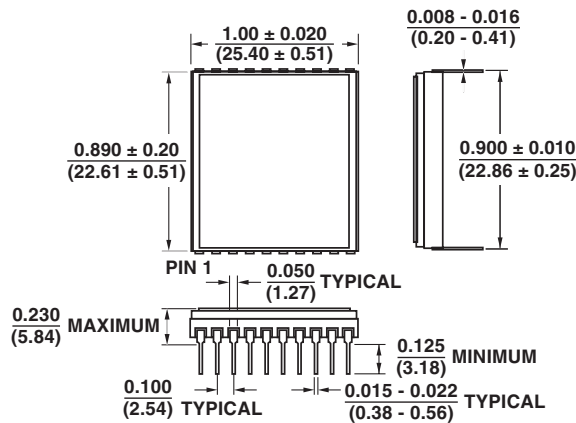
The 20 pin 1 inch x 1 inch side brazed ceramic package is a good choice for a variety of applications. The footprint of this package is frequently used in metal enclosures and open face circuitry as well as the side brazed ceramic package offered by Vishay. Select Model 1476 for lower profile and additional pins. This network can contain up to 221 V5X5 resistor chips.

Review data sheet “7 Technical Reasons to Specify Bulk® Metal Foil Resistor Networks.”

### ORDERING INFORMATION - 1460 PARTS

Networks are built to your requirements. Send your schematic and electrical requirements to the Applications Engineering Department. (See data sheet “Network Worksheet.”) A unique part number will be assigned which defines all aspects of your network.

**FIGURE 1 - STANDARD DIMENSIONS** in inches (millimeters)



VISHAY MODEL NUMBER	CHIP CAPACITY	MAXIMUM POWER RATING (WATTS) AT + 70 °C
1460	V15X5 - 73 chips	2.40 Watts
	V5X5 - 221 chips	

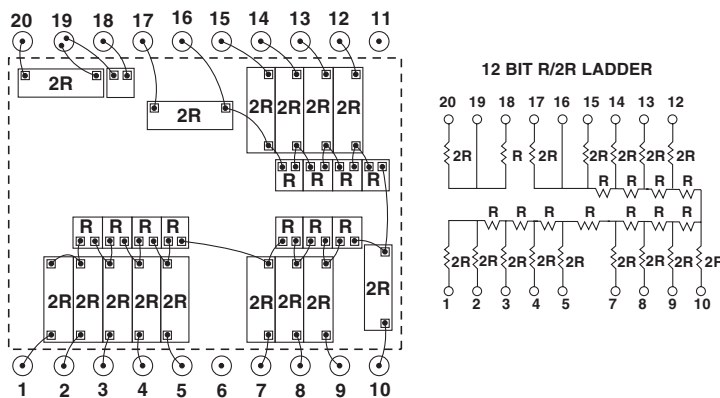
**NOTES:**

- These networks utilize Vishay Bulk Metal® Foil resistor chips V5X5 and V15X5 or VTF15X5 Thin Film chips.
- The V5X5 and V15X5 chips have maximum resistance values of 10K and 33K respectively in Bulk Metal® Foil and 500K in VTF15X5 Thin Film chips.
- The V5X5 and V15X5 chip(s) can be intermixed in a package.

**FIGURE 2 - SAMPLE CIRCUIT DESIGNS AND CHIP LAYOUTS**

**NOTE:**

Usable area is represented by the dotted lines - a rectangle 0.650 Inches x 0.850 Inches. Illustrations not to scale. Chips shown undersize for clarity. Drawing view is from the top looking down into the package.



The 12 Bit R/2R Ladder features the inherent stability of Vishay metal foil resistor networks. It provides ± 1/2 LSB accuracy over the MIL temperature range of - 55 °C to + 125 °C. This Vishay network is Pin-for-Pin compatible with the TRW Model 5420 Series and Beckman Model 811 Series. However, it features low TCR, high speed, low noise, and the inherently stable performance of Vishay Bulk Metal® Foil resistive components, in addition to improved environmental characteristics, due to the hermetic sealing.



## Disclaimer

ALL PRODUCTS, PRODUCT SPECIFICATIONS AND DATA ARE SUBJECT TO CHANGE WITHOUT NOTICE.

Vishay Precision Group, Inc., its affiliates, agents, and employees, and all persons acting on its or their behalf (collectively, "VPG"), disclaim any and all liability for any errors, inaccuracies or incompleteness contained herein or in any other disclosure relating to any product.

The product specifications do not expand or otherwise modify VPG's terms and conditions of purchase, including but not limited to, the warranty expressed therein.

VPG makes no warranty, representation or guarantee other than as set forth in the terms and conditions of purchase. **To the maximum extent permitted by applicable law, VPG disclaims (i) any and all liability arising out of the application or use of any product, (ii) any and all liability, including without limitation special, consequential or incidental damages, and (iii) any and all implied warranties, including warranties of fitness for particular purpose, non-infringement and merchantability.**

Information provided in datasheets and/or specifications may vary from actual results in different applications and performance may vary over time. Statements regarding the suitability of products for certain types of applications are based on VPG's knowledge of typical requirements that are often placed on VPG products. It is the customer's responsibility to validate that a particular product with the properties described in the product specification is suitable for use in a particular application. You should ensure you have the current version of the relevant information by contacting VPG prior to performing installation or use of the product, such as on our website at [vpgsensors.com](http://vpgsensors.com).

No license, express, implied, or otherwise, to any intellectual property rights is granted by this document, or by any conduct of VPG.

The products shown herein are not designed for use in life-saving or life-sustaining applications unless otherwise expressly indicated. Customers using or selling VPG products not expressly indicated for use in such applications do so entirely at their own risk and agree to fully indemnify VPG for any damages arising or resulting from such use or sale. Please contact authorized VPG personnel to obtain written terms and conditions regarding products designed for such applications.

Product names and markings noted herein may be trademarks of their respective owners.

Copyright Vishay Precision Group, Inc., 2014. All rights reserved.