


## Truck Scale Load Cell



### FEATURES

- Capacities 75,000lbs (34 tonnes)
- Nickle plated alloy steel
- IP67 protection
- For use with ball and cup type mounting model M4002
- 6 wire (sense) circuit
- Output standardized to  $\pm 0.1\%$

### DESCRIPTION

Model 4158 - C is a low cost truck scale load cell made from nickle plated alloy steel and is supplied complete with a mounting arrangement of the ball and cup type, as preferred by many truck scale manufacturers.

Protected to meet IP67 requirements, the construction of the 4158 - C load cell uses double - redundant sealing methods, to ensure long and reliable service and

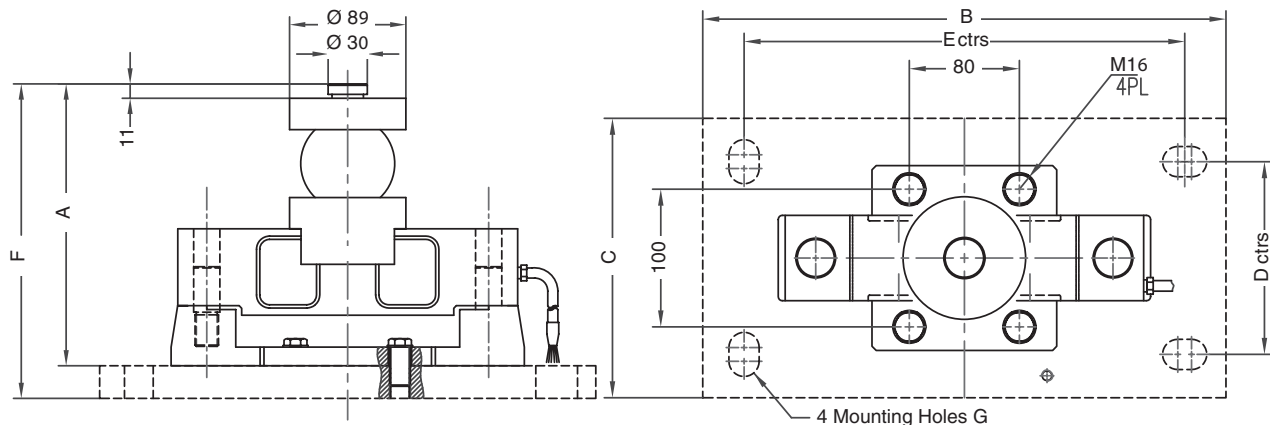
constant calibration. For IP68 applications, select the fully welded stainless steel load cell models 120 or 220.

The additional sense wires compensate for changes in lead resistance due to temperature change and/or cable extension. Complete compensation of changes in lead resistance is achieved by feeding this voltage into the appropriate electronics.

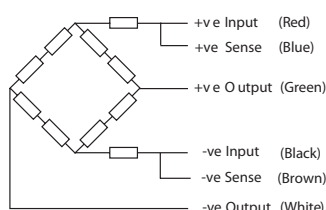
### APPLICATIONS

### OUTLINE DIMENSIONS in millimeters

4158-C and M4002 mounting, all dimensions in mm



Wiring Schematic Diagram  
(Balanced bridge configuration)



DIMENSIONS	A	[B]	[C]	[D]	[E]	[F]	[G]
in mm	229,3	380	203	140	320	255	Ø 22 x 32

The mounting plate with dimensions B, C, D, E, F, G is not included with the M4002 mounting

**SPECIFICATIONS**

GRADE	E	F	G	UNITS
Rated Capacities	75000lbs (34090kg)			kg
Rated Output	3.0 ± 0.1%			mV/V
Total Error	0.05	0.03	0.02	± % of Rated Output
Zero Return After 30 Mins	0.05	0.03	0.017	± % of Applied Load
Temperature Effect: On Output	0.003	0.0014	0.0012	± % of Applied Load/°C
On Zero	0.010	0.006	0.004	± % of Rated Output/°C
Zero Balance	5	2	2	± % of Rated Output
Temperature Range: Operating	- 30 to + 70			°C
Compensated	- 10 to + 40			°C
Safe Overload	150			% of Rated Capacity
Ultimate Overload	300			% of Rated Capacity
Excitation: Recommended	10			Volts AC or DC
Maximum	15			Volts AC or DC
Input Impedance	780 ± 20			Ohms
Output Impedance	705 ± 3			Ohms
Insulation Impedance	> 2000			MegaOhms
Deflection at Rated Capacity	< 0.4			mm
Weight	Load Cell: 7.9kg, Mounting: 9.3kg			
Construction	Load Cell: Nickel Plated Alloy Steel			
Environmental Protection	IP67			
Cable	15m, 6 Wire, 26 AWG, Braid Shield, PVC Jacket			

## Disclaimer

All product specifications and data are subject to change without notice.

Vishay Precision Group, Inc., its affiliates, agents, and employees, and all persons acting on its or their behalf (collectively, "Vishay Precision Group"), disclaim any and all liability for any errors, inaccuracies or incompleteness contained herein or in any other disclosure relating to any product.

Vishay Precision Group disclaims any and all liability arising out of the use or application of any product described herein or of any information provided herein to the maximum extent permitted by law. The product specifications do not expand or otherwise modify Vishay Precision Group's terms and conditions of purchase, including but not limited to the warranty expressed therein, which apply to these products.

No license, express or implied, by estoppel or otherwise, to any intellectual property rights is granted by this document or by any conduct of Vishay Precision Group.

The products shown herein are not designed for use in medical, life-saving, or life-sustaining applications unless otherwise expressly indicated. Customers using or selling Vishay Precision Group products not expressly indicated for use in such applications do so entirely at their own risk and agree to fully indemnify Vishay Precision Group for any damages arising or resulting from such use or sale. Please contact authorized Vishay Precision Group personnel to obtain written terms and conditions regarding products designed for such applications.

Product names and markings noted herein may be trademarks of their respective owners.