

FEATURES

- Resistances from 0.001Ohm to 100Ohms
- Power Rating to 80Watt
- Resistance Tolerances to $\pm 0.1\%$
- TCR to $\pm 50\text{ppm/K}$
- Load Stability to 0.1%



TABLE 1 – SPECIFICATIONS			
TYPE		FPR 2-T227	FNR 2-T227
Resistance Range		0.01 to 100 Ohms	
Power Rating	With heatsink	60W	80W
Tolerances		0.1% / 0.5% / 1% / 2% / 5% (others upon request)	
Thermal Resistance		1.3 K/W	1.0 K/W
Stability (1000h)		0.1% / 0.2% / 0.5% (depends on stress)	
Temperature Coefficient		$\pm 50\text{ ppm/K}$ (20°C to 60°C)	
Voltage Proof		1.5 kVDC	
Maximum Current		50 A contact G 85 A contact I	
Thermal EMF		<0.1 $\mu\text{V/K}$	
Operating Temperature Range		-40°C to 130°C	
Resistor Material		CuNiMn-Foil	
Substrate		Al ₂ O ₃	AIN
Backplate		Copper / Nickel-plated	
Housing		Epoxy	
Connector Material		Cu / tinned	
Max. Torque		backplate: 1.5 Nm terminals: 1.3 Nm	
Terminals		2 (standard contact G - bended)	

ORDERING INFORMATION
Part Number - Resistance - Contact - Tolerance
FPR 2-T227 0R010 G 1%

FIGURE 1 – TEMPERATURE COEFFICIENT

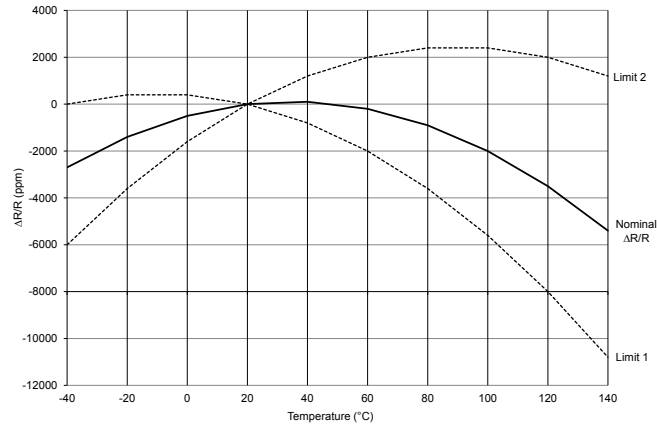
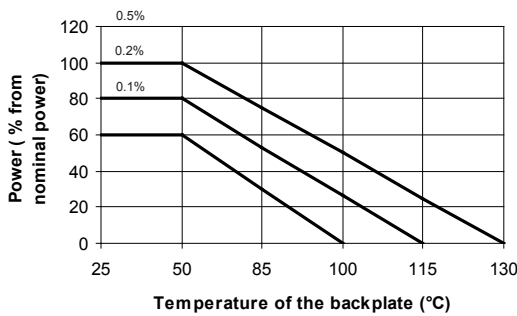


FIGURE 2 – DERATING



Power Rating Notes -

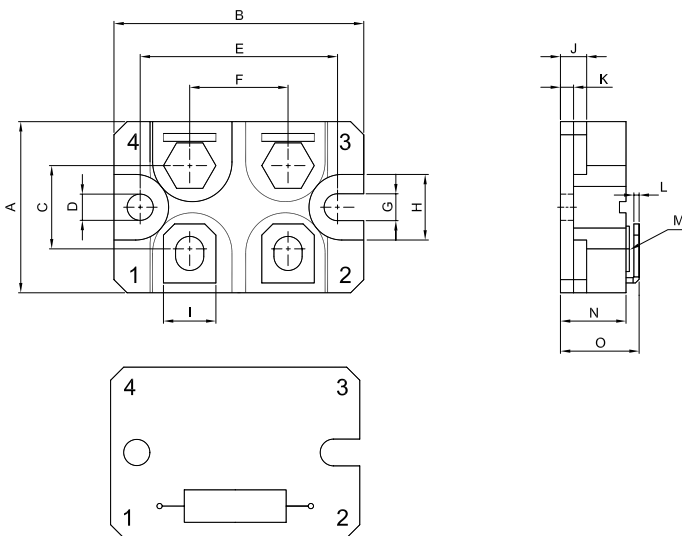
The FPR/FNR Series Foil Resistors must be attached to a suitable heatsink. The maximum internal resistor temperature is 130°C for a 0.5% stability part.

To specify an appropriate heatsink use the following formula :

$$R_{\theta H} = \frac{T_{MAX} - (P \times R_{\theta R}) - T_A}{P}$$

- Where: $R_{\theta H}$ = Thermal Resistance of Heatsink (K/W)
- $R_{\theta R}$ = Thermal Resistance of Resistor (K/W)
- T_{MAX} = Maximum Temperature of Resistor
- T_A = Ambient Temperature of Heatsink (°C)
- P = Power Through Resistor (W)

FIGURE 3 – DIMENSIONS in mm (inches)



Dimension	mm
A ±0.5 (±0.02)	26 (1.02)
B ±0.5 (±0.02)	38 (1.50)
C ±0.2 (±0.008)	12.7 (0.50)
D ±0.2 (±0.008)	4 (0.16)
E ±0.2 (±0.008)	30 (1.18)
F ±0.2 (±0.008)	15 (0.59)
G ±0.2 (±0.008)	4.1 (0.16)
H ±0.2 (±0.008)	10 (0.39)
I ±0.2 (±0.008)	8 (0.31)
J ±0.2 (±0.008)	4 (0.16)
K ±0.2 (±0.008)	2 (0.08)
L ±0.1 (±0.004)	0.8 (0.03)
M	M4
N ±0.2 (±0.008)	10 (0.39)
O ±0.2 (±0.008)	11.9 (0.47)



Disclaimer

ALL PRODUCTS, PRODUCT SPECIFICATIONS AND DATA ARE SUBJECT TO CHANGE WITHOUT NOTICE.

Vishay Precision Group, Inc., its affiliates, agents, and employees, and all persons acting on its or their behalf (collectively, "VPG"), disclaim any and all liability for any errors, inaccuracies or incompleteness contained herein or in any other disclosure relating to any product.

The product specifications do not expand or otherwise modify VPG's terms and conditions of purchase, including but not limited to, the warranty expressed therein.

VPG makes no warranty, representation or guarantee other than as set forth in the terms and conditions of purchase. **To the maximum extent permitted by applicable law, VPG disclaims (i) any and all liability arising out of the application or use of any product, (ii) any and all liability, including without limitation special, consequential or incidental damages, and (iii) any and all implied warranties, including warranties of fitness for particular purpose, non-infringement and merchantability.**

Information provided in datasheets and/or specifications may vary from actual results in different applications and performance may vary over time. Statements regarding the suitability of products for certain types of applications are based on VPG's knowledge of typical requirements that are often placed on VPG products. It is the customer's responsibility to validate that a particular product with the properties described in the product specification is suitable for use in a particular application. You should ensure you have the current version of the relevant information by contacting VPG prior to performing installation or use of the product, such as on our website at vpgsensors.com.

No license, express, implied, or otherwise, to any intellectual property rights is granted by this document, or by any conduct of VPG.

The products shown herein are not designed for use in life-saving or life-sustaining applications unless otherwise expressly indicated. Customers using or selling VPG products not expressly indicated for use in such applications do so entirely at their own risk and agree to fully indemnify VPG for any damages arising or resulting from such use or sale. Please contact authorized VPG personnel to obtain written terms and conditions regarding products designed for such applications.

Product names and markings noted herein may be trademarks of their respective owners.

Copyright Vishay Precision Group, Inc., 2014. All rights reserved.