

**FEATURES**

- Resistances from 10Ohm to 300kOhms
- Power Rating to 0.8Watt
- Resistance Tolerances to  $\pm 0.01\%$
- TCR to  $\pm 1\text{ppm/K}$
- Load Stability to 0.01%

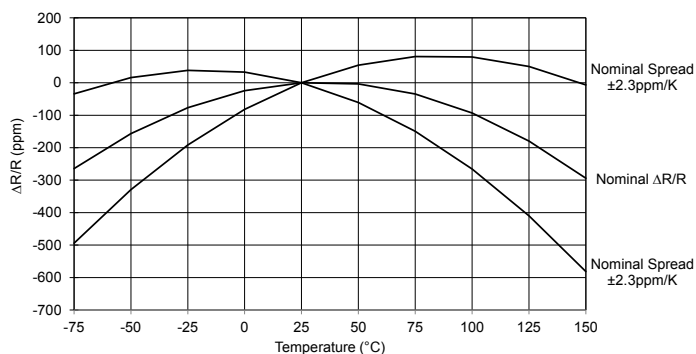


**RoHS\***  
COMPLIANT

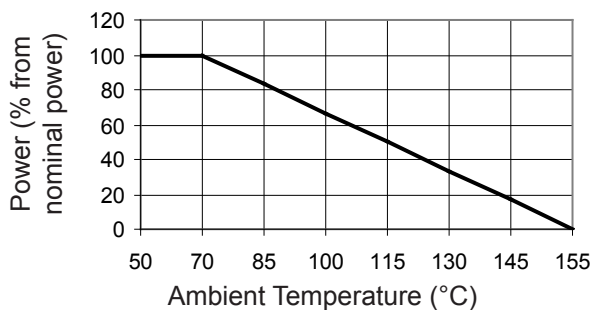
TABLE 1 – SPECIFICATIONS			
TYPE		USR 2-1410	UNR 2-1410
Resistance Range		1.0 Ohm to 300 kOhms	1.0 Ohm to 10 kOhms
Power Rating	Free air 70°C	0.8 W	
Tolerances		0.1% / 0.25% / 0.5% / 1%	
from 1.0 Ohms		0.05% / 0.1% / 0.25% / 0.5% / 1%	
from 5.0 Ohms		0.01% / 0.02% / 0.05% / 0.1% / 0.25% / 0.5% / 1%	
from 25.0 Ohms			
Stability (1000h)		0.01	
Shelf Life Stability		25ppm / $\Delta R$ after 1 year 50ppm / $\Delta R$ after 3 year	
Temperature Coefficient		max. $\pm 5\text{ppm/K}$ (-55 to 155°C) typ. $\pm 3\text{ppm/K}$ (-55 to 125°C) upon request $\pm 1\text{ppm/K}$ (25 to 60°C)	
Insolation Resistance		> 10 GOHM	
Thermal EMF		< 0.1 $\mu\text{V/K}$	
Operating Temperature Range		-55 to 155°C	
Resistor Material		NiCr-Foil	
Substrate		Al <sub>2</sub> O <sub>3</sub>	AlN
Housing		PBTP / Epoxy	
Connector Material		Cu / tinned	
Terminals		2 (standard contact D)	
Notes		Specially designed for applications with fast changing electrical load	

ORDERING INFORMATION
Part Number - Resistance - Contact - Tolerance - TCR (if not standard)
UNR 2-1410 3R700 D 0.5%

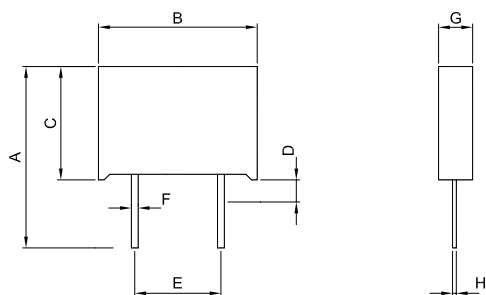
**FIGURE 1 – TEMPERATURE COEFFICIENT**



**FIGURE 2 – DERATING**



**FIGURE 3 – DIMENSIONS** in mm (inches)



Dimension	mm
A ±1.0 (±0.039)	16.00 (0.63)
B ±0.2 (±0.008)	14.00 (0.55)
C ±0.2 (±0.008)	10.00 (0.39)
D ±0.1 (±0.004)	2.00 (0.08)
E ±0.1 (±0.004)	7.62 (0.30)
F ±0.1 (±0.004)	0.50 (0.02)
G ±0.1 (±0.004)	3.00 (0.12)
H ±0.1 (±0.004)	0.25 (0.01)

## Disclaimer

ALL PRODUCTS, PRODUCT SPECIFICATIONS AND DATA ARE SUBJECT TO CHANGE WITHOUT NOTICE.

Vishay Precision Group, Inc., its affiliates, agents, and employees, and all persons acting on its or their behalf (collectively, "VPG"), disclaim any and all liability for any errors, inaccuracies or incompleteness contained herein or in any other disclosure relating to any product.

The product specifications do not expand or otherwise modify VPG's terms and conditions of purchase, including but not limited to, the warranty expressed therein.

VPG makes no warranty, representation or guarantee other than as set forth in the terms and conditions of purchase. **To the maximum extent permitted by applicable law, VPG disclaims (i) any and all liability arising out of the application or use of any product, (ii) any and all liability, including without limitation special, consequential or incidental damages, and (iii) any and all implied warranties, including warranties of fitness for particular purpose, non-infringement and merchantability.**

Information provided in datasheets and/or specifications may vary from actual results in different applications and performance may vary over time. Statements regarding the suitability of products for certain types of applications are based on VPG's knowledge of typical requirements that are often placed on VPG products. It is the customer's responsibility to validate that a particular product with the properties described in the product specification is suitable for use in a particular application. You should ensure you have the current version of the relevant information by contacting VPG prior to performing installation or use of the product, such as on our website at [vpgsensors.com](http://vpgsensors.com).

No license, express, implied, or otherwise, to any intellectual property rights is granted by this document, or by any conduct of VPG.

The products shown herein are not designed for use in life-saving or life-sustaining applications unless otherwise expressly indicated. Customers using or selling VPG products not expressly indicated for use in such applications do so entirely at their own risk and agree to fully indemnify VPG for any damages arising or resulting from such use or sale. Please contact authorized VPG personnel to obtain written terms and conditions regarding products designed for such applications.

Product names and markings noted herein may be trademarks of their respective owners.

Copyright Vishay Precision Group, Inc., 2014. All rights reserved.