

## Weigh Module

### FEATURES

- Suitable for load and level monitoring in storage tanks
- Rugged design
- ATEX and IECEx approved
- Easy installation


### APPLICATIONS

- Process weighing
- Level monitoring

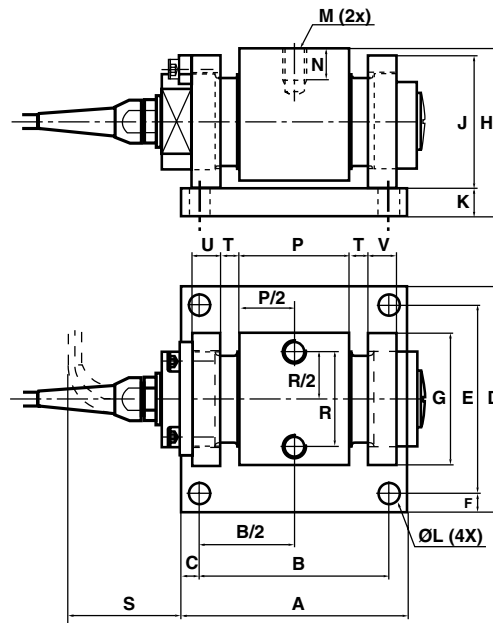
### DESCRIPTION

The KOM-1 weigh module has an accuracy, which makes it especially suitable for load and level monitoring in storage tanks.

The sensing element consists of three sections. The two outer sections constitute supports and rest on the built-in block, which is secured to the base. On the middle section, which is the load sensing part, there is a yoke to which the leg of the tank is secured. The sensor is efficiently locked so that it cannot twist in the built-in block.

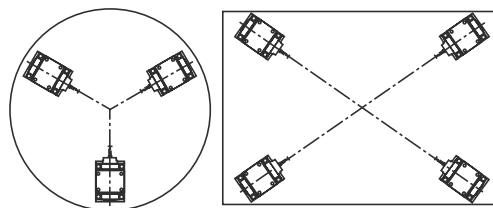


### OUTLINE DIMENSIONS



RANGE kN (lb)	A	B	C	D	E	F	G	H±1	J	K <sup>0</sup> <sub>-1</sub>	ØL	M	N	P	R	S	T	U <sup>0</sup> <sub>-1</sub>	V <sup>0</sup> <sub>-1</sub>
10-20-50	120	100	10	120	100	10	70	89	70	15	11	M12	18	33	50	47	10	15	15
100	120	100	10	120	100	10	70	89	70	15	11	M12	18	48	50	60	10	20	20
200	140	90	25	170	140	15	100	135	100	24	14	M16	28	48	70	50	10	30	20
500	250	200	25	250	200	25	160	190	150	28	22	M24	40	24	110	0	15	28	28

## Weigh Module

**INSTALLATION EXAMPLES****SPECIFICATIONS**

PARAMETER	
Rated load (RL)	10, 20, 50, 100, 200, 500 kN
Combined error (terminal)	±0,25% RO (±0,5% RO 500 kN)
Repeatability	0.25% RO
Safe load*	200% RL
Ultimate load*	300% RL
Input voltage, recommended	10 VDC or VAC
Input voltage, maximum	18 VDC or VAC
Input resistance	350 Ω ±5 Ω
Output resistance	350 Ω ±5 Ω
Rated output (RO)	1 mV/V
Zero balance	±5% RO
Tolerance of shunt calibration values	±1% of value (actual output listed on unit calibration sheet)
Temperature range	-40 to +80°C -40 to +100°C upon request
Temperature effect on output	±0.04% of output/°C
Temperature effect on zero balance	±0.04% of RO/°C
Insulation resistance at 200V DC	>4 GΩ
Material, load cell	Stainless steel
Material, built-in block	Yellow chromate steel, stainless on request
Electrical connection	5 m shielded four conductor cable 10, 20, 50 kN 10 m shielded four conductor cable 100, 200, 500 kN
Degree of protection	IP67
<b>APPROVALS</b>	
ATEX, IECEx certified versions are available upon request. For details contact blhnobel@vpgsensors.com.	

\* Referring to recommended loading point

BLH Nobel is continually seeking to improve product quality and performance. Specifications may change accordingly.



## Disclaimer

ALL PRODUCTS, PRODUCT SPECIFICATIONS AND DATA ARE SUBJECT TO CHANGE WITHOUT NOTICE.

Vishay Precision Group, Inc., its affiliates, agents, and employees, and all persons acting on its or their behalf (collectively, "VPG"), disclaim any and all liability for any errors, inaccuracies or incompleteness contained herein or in any other disclosure relating to any product.

The product specifications do not expand or otherwise modify VPG's terms and conditions of purchase, including but not limited to, the warranty expressed therein.

VPG makes no warranty, representation or guarantee other than as set forth in the terms and conditions of purchase. **To the maximum extent permitted by applicable law, VPG disclaims (i) any and all liability arising out of the application or use of any product, (ii) any and all liability, including without limitation special, consequential or incidental damages, and (iii) any and all implied warranties, including warranties of fitness for particular purpose, non-infringement and merchantability.**

Information provided in datasheets and/or specifications may vary from actual results in different applications and performance may vary over time. Statements regarding the suitability of products for certain types of applications are based on VPG's knowledge of typical requirements that are often placed on VPG products. It is the customer's responsibility to validate that a particular product with the properties described in the product specification is suitable for use in a particular application. You should ensure you have the current version of the relevant information by contacting VPG prior to performing installation or use of the product, such as on our website at [vpgsensors.com](http://vpgsensors.com).

No license, express, implied, or otherwise, to any intellectual property rights is granted by this document, or by any conduct of VPG.

The products shown herein are not designed for use in life-saving or life-sustaining applications unless otherwise expressly indicated. Customers using or selling VPG products not expressly indicated for use in such applications do so entirely at their own risk and agree to fully indemnify VPG for any damages arising or resulting from such use or sale. Please contact authorized VPG personnel to obtain written terms and conditions regarding products designed for such applications.

Product names and markings noted herein may be trademarks of their respective owners.

Copyright Vishay Precision Group, Inc., 2014. All rights reserved.